



# TOTALSOURCE®






**Entry Rollers**



**4 Zerks**



**Adjustable Pull/Push Rods**



**Powder Coated 3mm Metal Thickness Frame**



**1 Year Parts Warranty**



**Ergonomic Handle**



**Special order colors available w/container load purchase.**

*Otros colores están disponibles con la compra de un contenedor entero de apiladores.*

*Couleurs spéciales disponibles sur demande avec l'achat d'un conteneur de transpalettes.*

<b>MODEL</b>	<b>STEER / LOAD WHEEL CONFIGURATION</b>	<b>CAPACITY</b>	<b>TRUCK WIDTH</b>	<b>FORK LENGTH</b>
SYHJ-5500	Poly Steer Single Poly Load	5500 lb	27"	48"
SYHJ-5501	Poly Steer Single Poly Load	5500 lb	20.5"	48"
SYHJ-5504	Poly Steer Single Poly Load	5500 lb	21.5"	48"
SYHJ-5505	Poly Steer Single Poly Load	5500 lb	27"	36"
SYHJ-5510	Poly Steer Tandem Poly Load	5500 lb	27"	48"
SYHJ-5510LP	Poly Steer Single Poly Low Profile	3300 lb	27"	48"
SYHJ-5535	Steel Steer Single Steel Load	5500 lb	27"	48"

**Replacement parts available for all brands of pallet trucks.**

*Repuestos disponibles para transpaletas de toda marca.*


*Pièces de rechange disponibles pour toutes marques de transpalettes.*



**Entry Rollers**



**10 Zerks, Powder Coated 4mm Metal Thickness Frame**



**Adjustable Pull/Push Rods**



**Foot Pedal Release**



**2 Year Parts Warranty**



**Ergonomic Handle**



*Special order colors available w/container load purchase.*

*Otros colores están disponibles con la compra de un contenedor entero de apiladores.*


*Couleurs spéciales disponibles sur demande avec l'achat d'un conteneur de transpalettes.*

MODEL	STEER / LOAD WHEEL CONFIGURATION	CAPACITY	TRUCK WIDTH	FORK LENGTH
TS5500	Poly Steer Single Poly Load	5500 lb	27"	48"
TS5501	Poly Steer Single Poly Load	5500 lb	21.5"	48"
TS5503	Poly Steer Single Poly Load	5500 lb	27"	42"
TS5505	Poly Steer Single Poly Load	5500 lb	27"	36"
TS5510	Poly Steer Tandem Poly Load	5500 lb	27"	48"
TS5515	Nylon Steer Single Nylon Load	5500 lb	27"	36"
TS5520	Nylon Steer Single Nylon Load	5500 lb	27"	48"
TS5530	Nylon Steer Tandem Nylon Load	5500 lb	27"	48"
TS5540	Nylon Steer Single Nylon Load	5500 lb	21"	48"

**Replacement parts available for all brands of pallet trucks.**

**Repuestos disponibles para transpaletas de toda marca.**

*Pièces de rechange disponibles pour toutes marques de transpalettes.*



**Entry Rollers  
and Exit Rollers**




**2 Zerks**



**Adjustable  
Pull/Push Rods**



**Powder Coated  
4mm Metal Thickness Frame**



**3 Year Parts Warranty**



**Ergonomic Handle**



*Special order colors available w/container load purchase.*

*Otros colores están disponibles con la compra de un contenedor entero de apiladores.*

*Couleurs spéciales disponibles sur demande avec l'achat d'un conteneur de transpalettes.*

MODEL	STEER / LOAD WHEEL CONFIGURATION	CAPACITY	TRUCK WIDTH	FORK LENGTH
TSP5500	Poly Steer Single Poly Load	5500 lb	27"	48"
TSP5501	Poly Steer Single Poly Load	5500 lb	21.5"	48"
TSP5503	Poly Steer Single Poly Load	5500 lb	27"	42"
TSP5504	Poly Steer Single Poly Load	5500 lb	21"	42"
TSP5505	Poly Steer Single Poly Load	5500 lb	27"	36"
TSP5510	Poly Steer Tandem Poly Load	5500 lb	27"	48"
TSP5510LP	Poly Steer Single Poly Low Profile	3300 lb	27"	48"
TSP5515	Nylon Steer Single Nylon Load	5500 lb	27"	36"
TSP5520	Nylon Steer Single Nylon Load	5500 lb	27"	48"
TSP5530	Nylon Steer Tandem Nylon Load	5500 lb	27"	48"
TSP5535	Steel Steer Single Steel Load	5500 lb	27"	48"
TSP5540	Nylon Steer Single Nylon Load	5500 lb	21"	48"

**Replacement parts available for all brands of pallet trucks.**

**Repuestos disponibles para transpaletas de toda marca.**

*Pièces de rechange disponibles pour toutes marques de transpalettes.*

**HI-RISE LIFT TRUCKS    TRANSPAleta PARA ALTA ELEVACIÓN    TRANSPALETES À HAUTE LEVÉE**



	<b>CAPACITY</b>	<b>FORK SIZE</b>	<b>SERVICE RANGE</b>	<b>OPERATION</b>	<b>STEEL</b>
SYL-220-HD	3000 lb	20"w x 43"L	3.50" to 31.50"	Hand pump	Painted
SYL-270-HD	3000 lb	27"w x 43"L	3.50" to 31.50"	Hand pump	Painted



SYL-220-DC-HD	3000 lb	20"w x 43"L	3.50" to 31.50"	12VDC	Painted
SYL-270-DC-HD	3000 lb	27"w x 43"L	3.50" to 31.50"	12VDC	Painted



SYL-270-HD-SS	3000 lb	27"w x 45"L	3.50" to 31.50"	Hand pump	Stainless
SYL-270-DC-HD-SS	3000 lb	27"w x 45"L	3.50" to 31.50"	12VDC	Stainless

**HYDRAULIC ELEVATING LIFTS    ASCENSORES HIDRÁLULICOS DE ELAVACIÓN    TABLES ELÉVATRICES HYDRAULIQUES**



	<b>CAPACITY</b>	<b>PLATFORM SIZE</b>	<b>SERVICE RANGE</b>	<b>FOOT PUMP</b>
SYCART-400	400 lb	17.50"w x 27.50"L	8.75" to 29"	Single-speed



SYCART-750	750 lb	19.75"w x 32.50"L	15.50" to 35.50"	Two-speed
------------	--------	-------------------	------------------	-----------



SYCART-800-D	800 lb	20"w x 35.50"L	15.50" to 51"	Two-speed
--------------	--------	----------------	---------------	-----------



SYCART-1000-LD	1000 lb	32"w x 63"L	15" to 39"	Two-speed
----------------	---------	-------------	------------	-----------



	TYPE	MATERIAL	CAPACITY	WHEELS	NOSE PLATE	OVERALL SIZE
SYDHHT-500S	Dual Handle	Steel	500 lb	10" x 3.5" Pneumatic	13.75" x 6.5"	21"w x 17.5"d x 44.5"h
SYDHHT-500S-HR	Dual Handle	Steel	500 lb	10" x 2.5" Hard Rubber	13.75" x 6.5"	21"w x 17.5"d x 44.5"h



SYSPHT-500S	"P" Handle	Steel	600 lb	10" x 3.5" Pneumatic	13.75" x 7.5"	22"w x 19"d x 52"h
SYSPHT-500S-HD-HR	"P" Handle	Steel	600 lb	10" x 2.5" Hard Rubber	22" x 7"	22"w x 19"d x 52"h
SYSPHT-600s-IND	"P" Handle	Steel	600 lb	13" x 4" Pneumatic	13.75" x 7.5"	22"w x 19"d x 52"h



SYDDT-500	Dual Directional	Steel	600 lb	8" x 2" Rubber	14" x 8"	20"w x 18"d x 51"h
-----------	------------------	-------	--------	-------------------	----------	--------------------



SYDHHT-500A-HR	Dual Handle	Aluminum	300 lb	10" x 2.5" Hard Rubber	14" x 8.5"	20"w x 20"d x 49"h
SYDHHT-500A	Dual Handle	Aluminum	300 lb	10" x 3.5" Pneumatic	14" x 8.5"	20"w x 20"d x 49"h



SYAPHT-500A-HR	"P" Handle	Aluminum	300 lb	10" x 2.5" Hard Rubber	14" x 7.5"	20"w x 19"d x 50.1"h
SYAPHT-500A	"P" Handle	Aluminum	300 lb	10" x 3.5" Pneumatic	14" x 7.5"	20"w x 19"d x 50.1"h



SYDSHT-500-PN	Convertible	Steel	500 lb	10" x 3.5" Pneumatic		22"w x 19"d x 49"h (Hand Truck) 22"w x 49"d x 36"h (Platform Truck)
SYCAHT-500-PN	Convertible	Aluminum	500 lb	10" x 3.5" Pneumatic		20"w x 20"d x 54"h (Hand Truck) 20"w x 49"d x 41"h (Platform Truck)

**CARTS** CARRETAS/PLATTAFORMAS CHARIOTS



	<b>CAPACITY</b>	<b>DECK SIZE</b>	<b>HANDLE</b>
SYHTT-150	330 lb	19"w x 29.125"L	Folding



SYHTT-300	660 lb	35"w x 34.25"L	Folding
-----------	--------	----------------	---------



SYVHPT-2448	1600 lb	24"w x 48"L	Removable
SYVHPT-2754	1600 lb	27"w x 54"L	Removable
SYVHPT-3060	1600 lb	30"w x 60"L	Removable
SYVHPT-3672	1600 lb	36"w x 72"L	Removable

**SAFETY** SEGURIDAD SÉCURITÉ



**DECADE® WORK GLOVE (FULL)**

- Grips Better than leather
- Contains no residue-leaving silicone
- Reinforced fingernail guards offer extra protection and reduce wear
- English-cut thumb inserts curve to accommodate the thumb at rest or while gripping

	<b>DESCRIPTION</b>	<b>SIZE</b>
SY87992	Full Finger	XX-Small
SY87986	Full Finger	X-Small
SY87987	Full Finger	Small
SY87988	Full Finger	Medium
SY87985	Full Finger	Med/Lg
SY87989	Full Finger	Large
SY87990	Full Finger	X-Large
SY87991	Full Finger	XX-Large
SY87993	Full Finger	XXX-Large



**DECADE® BACK SUPPORT**

- Golden Grip one-way Velcro closures reduce fraying, pulling, and pilling
- Elastic cinch straps and leather cinch pulls provide a custom "low profile" fit
- Increasing number of spring steel boning stays as belt size increases

	<b>DESCRIPTION</b>	<b>SIZE</b>	<b>COLOR</b>
SY88036	Low Profile	X-Small: 23" - 27"	Black
SY88035	Low Profile	X-Small: 23" - 27"	White
SY88038	Low Profile	Small: 28" - 32"	Black
SY88037	Low Profile	Small: 28" - 32"	White
SY88033	Low Profile	Medium: 33" - 38"	Black
SY88034	Low Profile	Medium: 33" - 38"	White
SY88039	Low Profile	Large: 39" - 44"	Black
SY88040	Low Profile	Large: 39" - 44"	White
SY88041	Low Profile	X-Large: 45" - 49"	Black
SY88042	Low Profile	X-Large: 45" - 49"	White
SY88044	Low Profile	XX-Large: 50" - 54"	Black
SY88043	Low Profile	XX-Large: 50" - 54"	White



**DECADE® WORK GLOVE (CLIP)**

- Exposed thumb and forefinger
- Ideal for material handling, working with small components, or filling out paperwork
- Finger fourchettes and side-wall inserts eliminate twisted glove fingers
- Pre-curve design allows for a better grip

	<b>DESCRIPTION</b>	<b>SIZE</b>
SY87995	Clip Finger	XX-Small
SY87996	Clip Finger	X-Small
SY87997	Clip Finger	Small
SY87998	Clip Finger	Medium
SY88003	Clip Finger	Med/Lg
SY87999	Clip Finger	Large
SY88000	Clip Finger	X-Large
SY88001	Clip Finger	XX-Large
SY88002	Clip Finger	XXX-Large

# TOTAL SOURCE®



## United States

- Olathe, Kansas  
(800) 255-4109  
Latin America Sales  
+1 (913) 768-3099  
Grayslake, Illinois  
Mira Loma, California  
Duncan, South Carolina  
Harrisburg, Pennsylvania

## Canada

- Mississauga, Ontario  
(800) 509-7668  
Port Coquitlam, British Columbia  
(888) 661-8611

## Mexico

- Cuautitlán Izcalli, EDM  
+52 (55) 5861-8550



TVH®  
[www.irmn.com](http://www.irmn.com) [www.tvh.com](http://www.tvh.com)

